



## Rossmoyne Senior High School

Semester Two Examination, 2022

Question/Answer booklet

# MATHEMATICS APPLICATIONS UNITS 3&4

## Section One: Calculator-free

If required by your examination administrator, please place your student identification label in this box

WA student number: In figures

--	--	--	--	--	--	--	--

In words

---

Circle your teacher's name

Buckland Fletcher Kim Leonard

Pisano Tanday Younger

### Time allowed for this section

Reading time before commencing work: five minutes

Working time: fifty minutes

Number of additional  
answer booklets used  
(if applicable):

--

### Materials required/recommended for this section

#### *To be provided by the supervisor*

This Question/Answer booklet  
Formula sheet

#### *To be provided by the candidate*

Standard items: pens (blue/black preferred), pencils (including coloured), sharpener, correction fluid/tape, eraser, ruler, highlighters

Special items: nil

### Important note to candidates

No other items may be taken into the examination room. It is **your** responsibility to ensure that you do not have any unauthorised material. If you have any unauthorised material with you, hand it to the supervisor **before** reading any further.

**Structure of this paper**

Section	Number of questions available	Number of questions to be answered	Working time (minutes)	Marks available	Percentage of examination
Section One: Calculator-free	7	7	50	51	35
Section Two: Calculator-assumed	12	12	100	99	65
<b>Total</b>					100

**Instructions to candidates**

- The rules for the conduct of examinations are detailed in the school handbook. Sitting this examination implies that you agree to abide by these rules.
- Write your answers in this Question/Answer booklet preferably using a blue/black pen. Do not use erasable or gel pens.
- You must be careful to confine your answers to the specific question asked and to follow any instructions that are specific to a particular question.
- Show all your working clearly. Your working should be in sufficient detail to allow your answers to be checked readily and for marks to be awarded for reasoning. Incorrect answers given without supporting reasoning cannot be allocated any marks. For any question or part question worth more than two marks, valid working or justification is required to receive full marks. If you repeat any question, ensure that you cancel the answer you do not wish to have marked.
- It is recommended that you do not use pencil, except in diagrams.
- Supplementary pages for planning/continuing your answers to questions are provided at the end of this Question/Answer booklet. If you use these pages to continue an answer, indicate at the original answer where the answer is continued, i.e. give the page number.
- The Formula sheet is not to be handed in with your Question/Answer booklet.

Markers use only		
Question	Maximum	Mark
1	6	
2	5	
3	6	
4	7	
5	8	
6	8	
7	11	
S1 Total	51	
S1 Wt ( $\times 0.6863$ )	35%	
S2 Wt	65%	
Total	100%	

DO NOT WRITE IN THIS AREA AS IT WILL BE CUT OFF

**Section One: Calculator-free****35% (51 Marks)**

This section has **seven** questions. Answer **all** questions. Write your answers in the spaces provided.

Working time: 50 minutes.

---

DO NOT WRITE IN THIS AREA AS IT WILL BE CUT OFF

**Question 1**

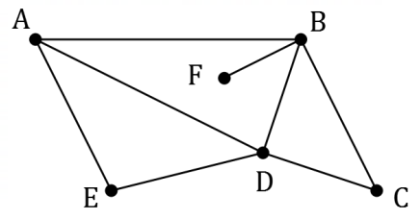
**(6 marks)**

(a) A farmer has four fields that are to be used to grow crops of barley, wheat, potatoes and turnips. Field 1 is suitable for barley or potatoes, Field 2 for wheat or turnips, Field 3 for potatoes and Field 4 for barley or wheat.

(i) Represent this information using a bipartite graph. (2 marks)

(ii) Given that all four crops must be grown at the same time, and only one crop can be grown per field, in which field should the farmer grow the crop of wheat? Justify your answer. (1 mark)

(b) The graph shown to the right represents unsealed tracks between six barns on the farm.



(i) State the length of the longest cycle in the graph. (1 mark)

(ii) Explain why the graph is not Hamiltonian. (1 mark)

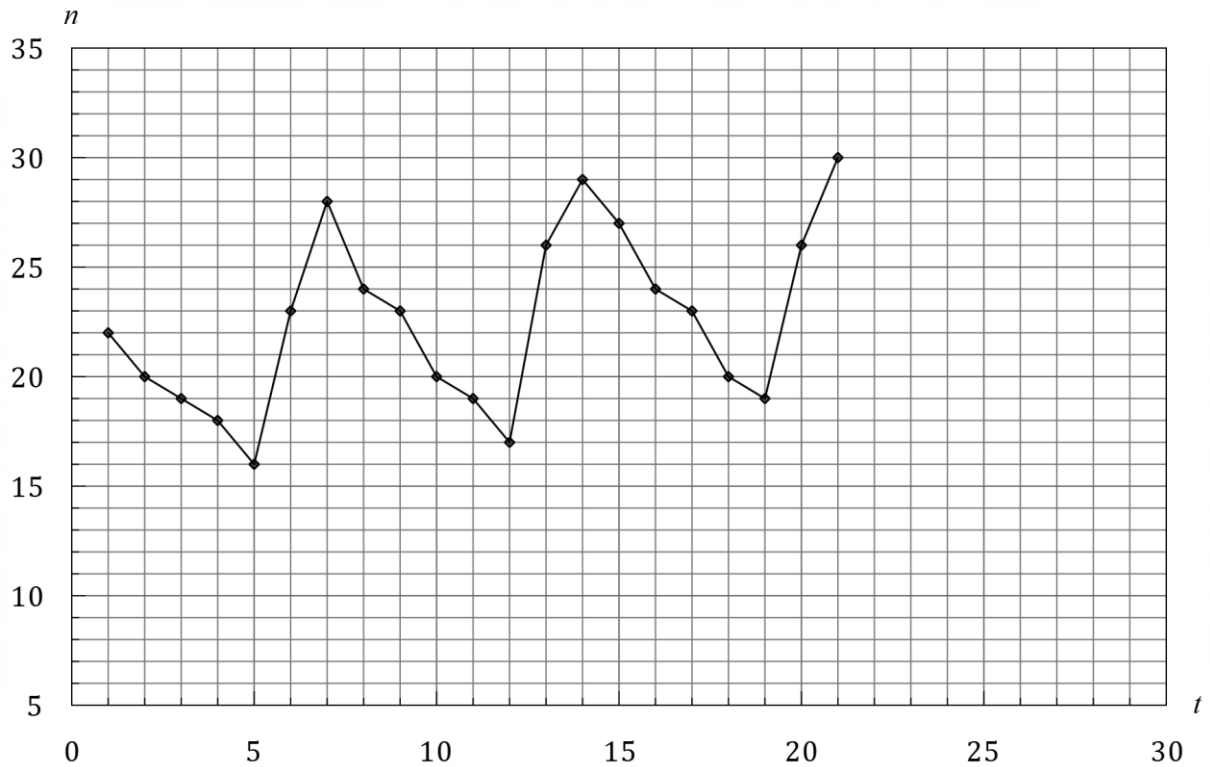
(iii) An edge can be added to the graph so that it becomes Hamiltonian. State a pair of vertices between which such an edge should be added. (1 mark)

DO NOT WRITE IN THIS AREA AS IT WILL BE CUT OFF

**Question 2**

**(5 marks)**

The daily number of gas bottle refills ( $n$ ) over a period of three weeks at a service station is shown in the plot below. The Monday of Week 1 corresponds to  $t = 1$ .



The number of refills during Week 4 are shown in the table below.

Day	Mon	Tue	Wed	Thu	Fri	Sat	Sun
Time, $t$	22	23	24	25	26	27	28
Refills, $n$	26	24	8	20	19	26	31

- (a) Complete the time series plot by adding the above data for Week 4. (2 marks)
- (b) Describe the trend, seasonality and any other features of the time series plot. (3 marks)

DO NOT WRITE IN THIS AREA AS IT WILL BE CUT OFF

**Question 3**

**(6 marks)**

A computer is running some image recognition software that is learning a new task.

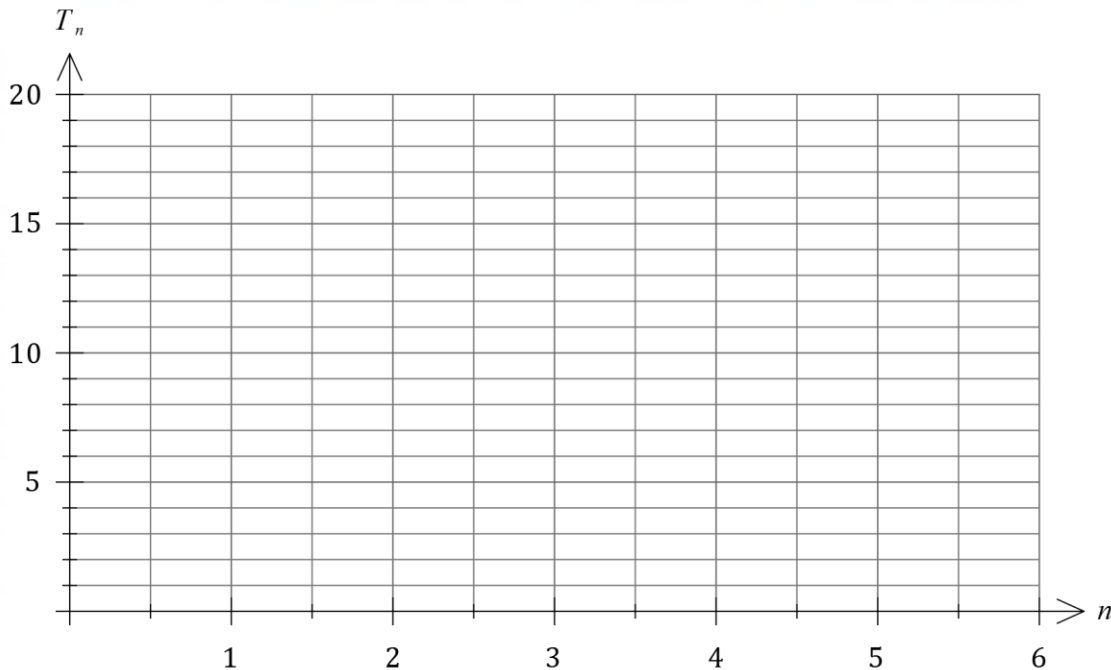
On the  $n^{\text{th}}$  run of the software, the time taken to complete the task,  $T_n$  seconds, is given by the recurrence relation

$$T_{n+1} = 0.5T_n + 1, \quad T_1 = 18.$$

- (a) Use the recurrence relation to complete the table below. (2 marks)

$n$	1	2	3	4	5	6
$T_n$						

- (b) Plot the times on the axes below. (2 marks)



- (c) According to the recurrence relation, the time taken to complete the task will never be quicker than  $t$  seconds. Determine, with justification, the value of  $t$ . (2 marks)

DO NOT WRITE IN THIS AREA AS IT WILL BE CUT OFF

**Question 4****(7 marks)**

An employee at a reticulation company represented three lawn watering systems using graphs  $G_1$ ,  $G_2$  and  $G_3$ .

- (a) Graph  $G_1$  has adjacency matrix  $\begin{bmatrix} 0 & 1 & 0 & 1 & 1 \\ 1 & 0 & 2 & 0 & 1 \\ 0 & 2 & 0 & 1 & 0 \\ 1 & 0 & 1 & 0 & 0 \\ 1 & 1 & 0 & 0 & 1 \end{bmatrix}$ .

Draw a planar graph of  $G_1$ , labelling the vertices  $A, B, C, D$  and  $E$

**(3 marks)**

- (b) Graph  $G_2$  is a connected planar graph with 18 edges and 11 faces. Determine the number of vertices in graph  $G_2$ .

**(2 marks)**

- (c) Graph  $G_3$  has 5 vertices, is a tree, and the longest trail it contains has length 3. Draw graph  $G_3$ .

**(2 marks)**

**Question 5****(8 marks)**

Four workers, A, B, C and D, are each to be assigned to one of four tasks, 1, 2, 3 and 4. Each worker must be assigned to one task, and each task must be done by exactly one worker. Worker C cannot be assigned to task 3. The profit, in dollars, that each worker would generate when assigned to each task is shown in the table below.

	1	2	3	4
A	76	51	90	64
B	79	60	79	59
C	71	54	–	62
D	73	56	85	70

- (a) Explain two initial modifications that must be made to the table so that the Hungarian algorithm may be applied to the resulting figures in order to determine the maximum total profit that can be generated by the four workers. (2 marks)
- (b) In the space provided below, modify the table as required in part (a). (1 mark)



- (c) It is decided that worker C can be assigned task 3 if required. Using the Hungarian algorithm, determine the maximum total profit and the assignment of workers required to achieve this maximum using the table of the values below. (5 marks)

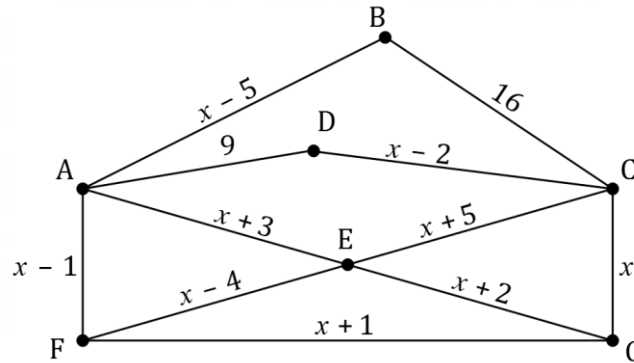
	1	2	3	4
A	76	51	90	64
B	79	60	79	59
C	71	54	61	62
D	73	56	85	70

DO NOT WRITE IN THIS AREA AS IT WILL BE CUT OFF

Question 6

(8 marks)

The edges in the graph below represent footpaths between buildings (shown as vertices) on the extensive campus of a research centre. Each edge weight represents the time, in minutes, that a supervisor takes to walk along that footpath to check that it is clean and in good condition.



- (a) State, with justification, whether the graph is Eulerian, semi-Eulerian or neither. (2 marks)

The supervisor's office is in building  $G$ . The least time that the supervisor takes to complete an inspection of all footpaths and return to their office is 115 minutes.

- (b) Show algebraically that the value of  $x$ , the time to walk along the footpath from  $C$  to  $G$  is equal to 9. (No marks will be awarded for substituting  $x = 9$ ). (4 marks)

DO NOT WRITE IN THIS AREA AS IT WILL BE CUT OFF

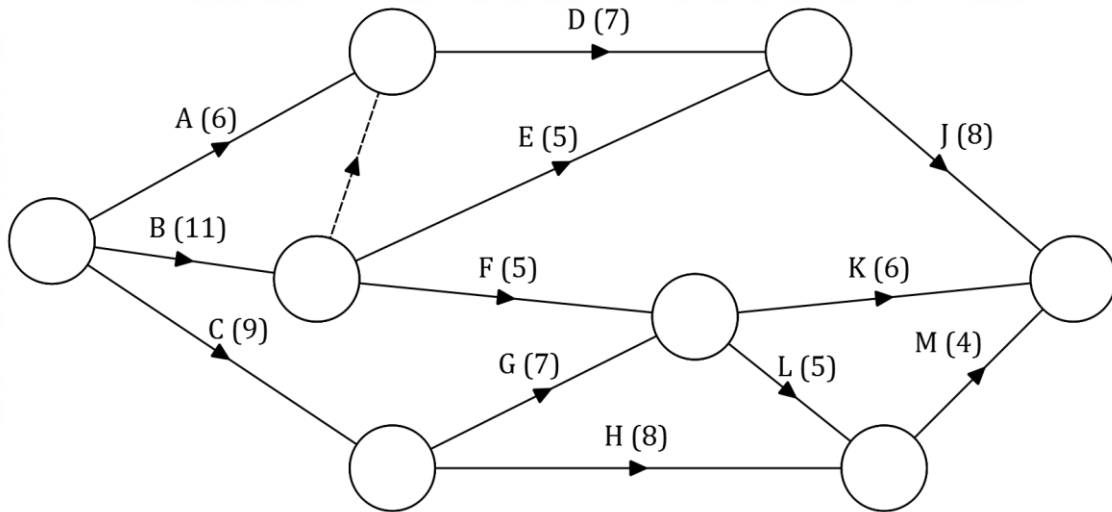
- (c) The supervisor is in their office. At 10: 45 am, they are asked to inspect the footpath between buildings *A* and *D*. Determine the earliest time that they could finish the inspection of this footpath if they left their office immediately and did not need to return to the office. (2 marks)

DO NOT WRITE IN THIS AREA AS IT WILL BE CUT OFF

Question 7

(11 marks)

- (a) A network showing the tasks that need to be undertaken to complete a project is shown below. The duration of each task, in minutes, is shown in brackets.



- (i) What does the dotted line on the network indicate? (1 mark)
- (ii) Determine, in order, the tasks that lie on the critical path and the minimum completion time for the project. (2 marks)
- (iii) Determine the float time for task H. (1 mark)
- (iv) If task B could be completed in only 8 minutes, how would this affect the critical path and minimum completion time? (2 marks)

DO NOT WRITE IN THIS AREA AS IT WILL BE CUT OFF

- (b) The tasks required to complete a different project are shown in the table below, together with the duration of each task in days, and their immediate predecessor(s).

Task	Duration (days)	Immediate predecessor(s)
A	10	None
B	15	None
C	5	A
D	20	B
E	15	B
F	10	C
G	25	C
H	5	D
J	5	D, E
K	30	D, E
L	20	G, H, J

- (i) Construct a project network to represent the information in the table. (4 marks)

- (ii) State the earliest time that task G can commence. (1 mark)

DO NOT WRITE IN THIS AREA AS IT WILL BE CUT OFF

Supplementary page

Question number: \_\_\_\_\_

DO NOT WRITE IN THIS AREA AS IT WILL BE CUT OFF

Supplementary page

Question number: \_\_\_\_\_

DO NOT WRITE IN THIS AREA AS IT WILL BE CUT OFF

